




WIPER ACCESSORIES

W
I
P
E
R
S
&
A
C
C
E
S
S
O
R
I
E
S

	<p>LK721024S 8 1/2" CONNECTING LINK</p>		
	<p>LK721001S 4 7/16" CONNECTING LINK</p>		
	<p>LK721014AS 3 3/8" CONNECTING LINK</p>		
	<p>BG7275 CONNECTING LINK BUSHING</p>		<p>1781550 CONNECTING LINK RETAINER CLIP</p>
	<p>GW-103 WASHER NOZZLE</p>		<p>FI50364 WASHER NOZZLE</p>
	<p>5269840 WASHER NOZZLE</p>		<p>NZ125 WASHER NOZZLE</p>
	<p>201220 WASHER NOZZLE</p>		<p>TRI88171757 WASHER NOZZLE</p>
	<p>LE22001 CRANK ARM</p>		<p>NT721017S KNURLED DRIVER, 3/8" SHAFT</p>
	<p>PM3834 NUT</p>		<p>NT721016S KNURLED DRIVER, 5/16" SHAFT</p>
	<p>4851940 WIPER PIVOT ADAPTER</p>		<p>75600-04 WIPER SWITCH, 7 WIRES</p>
	<p>75236 WIPER SWITCH, 2 SPEED, 10 TERMINAL PM2590 KNOB</p>		<p>SW721025AS WIPER SWITCH, 2 SPEED, 5 TERMINAL PM2590 KNOB</p>

CALL US @ 800/581-4735

WIPER ACCESSORIES



75600-01
WIPER SWITCH,
CONTROLS 2
MOTORS



75601-15
WIPER SWITCH, 8
TERMINAL (REPLACES)
75601-08, CONTROLS
2 MOTORS



437192010
AMTRAN/IC
TRANSIT WIPER
MOTOR, 2000 &
UP



6565220
WIPER MOTOR,
RIGHT OR LEFT
HAND, SPLINE
SHAFT



J652
WIPER MOTOR,
THOMAS



433854001
WIPER MOTOR,
5 TERMINAL,
AMTRAN

WIPER SHAFTS



	A	B	C	D
SH721201AS	2 3/4"	1"	1 3/4"	3/8"
SH721202AS	3 3/4"	2"	1 3/4"	3/8"
SH721203AS	4 3/4"	3"	1 3/4"	3/8"
SH721206AS	3 3/4"	2"	1 3/4"	5/16"
SH721207AS	4 3/4"	3"	1 3/4"	5/16"
SH721208AS	2 3/4"	1"	1 3/4"	5/16"
6271140	3"	1 1/4"	1 5/8"	5/16"



5218940 24" WIPER ARM
6701440 26" WIPER ARM
6701540 28" WIPER ARM



65009912
28" WIPER ARM ASSY., FITS THOMAS
SAF-T-LINER 2000 TO PRESENT

65008930
27" WIPER ARM ASSY., FITS THOMAS
SAF-T-LINER UP TO 2000



65004000
16" WET WIPER ARM, FITS THOMAS
CONVENTIONAL 1990 TO PRESENT

WIPER ACCESSORIES



- 5217040 16" WIPER BLADE
- 5217140 18" WIPER BLADE
- 5217240 20" WIPER BLADE
- 5191640 22" WIPER BLADE
- 5214740 24" WIPER BLADE
- 5214940 28" WIPER BLADE
- 91-28 28" WIPER BLADE WITH TWO DIFFERENT SIZE HOLES



- TBB118706**
24" WIPER BLADE, THOMAS C2, RIGHT SIDE
- TBB118707**
28" WIPER BLADE, THOMAS C2, LEFT SIDE



- 51-16 16" FLAT BLADE
- 51-18 18" FLAT BLADE
- 51-20 20" FLAT BLADE



- AL300** WIPER ARM 15" - 19"



- 1349950**
RESERVOIR
- PM5541**
PUMP ONLY
- PM2922**
CAP ONLY



- 065400**
RESERVOIR
- PM4770**
PUMP ONLY
- PM8113**
CAP ONLY



- 065605**
6 QUART
RESERVOIR
8.62"L X 4.17"W X 15.29" H



- PM2101**
RESERVOIR,
FOR BLUE
BIRD VISION
- 060210-1480**
PUMP

WIPER ACCESSORIES



PM1164
RESERVOIR

PM5541
PUMP ONLY

PM2922
CAP ONLY



3604375C1
WASHER PUMP FOR IC
RESERVOIR



060210-1480
RESERVOIR PUMP
FOR BLUE BIRD



PM4770
WASHER RESERVOIR
PUMP



446883001
WASHER RESERVOIR
PUMP FOR IC



6271140
WIPER ARM ACTUATOR
BLUE BIRD #02101459
THOMAS #65001280

W
I
P
E
R
S
&
A
C
C
E
S
S
O
R
I
E
S